

Clayton® 60" x 32" Air Bath™ Tile-in

FEATURES

- 60" x 32" x 24-7/8"
- 3-sided molded integral flange tub standard
- Luxuriously deep bathing well
- Cast-acrylic construction provides high durability
- Slip-resistant surface
- 1hp ultra-quiet blower
- 300 watt heated air injection system
- Final purge/drying cycle to clean each air jet
- Optional solid brass grab bar with various finishes
- LED lighting
- Multi-functional remote
 - Normal Mode: Fully adjustable massage level for just the right amount of comfort
 - Pulsating Mode: Powerful, penetrating massage
 - Oscillation Mode: Wave-like, soothing massage
- Molded integral flange options available through special order: 0, 1, or 2 flange

MODELS

- ABR782L
Acrylic bathtub. Slip-resistant surface. left drain/3 flange
- ABR782R
Acrylic bathtub. Slip-resistant surface. right drain/3 flange

COLORS/FINISHES

- Shell Color
 - #01 Cotton
 - #12 Sedona Beige
- Grab Bar
 - #CP Polished Chrome
 - #BN Brushed Nickel
 - #PN Polished Nickel
- Jet Trim
 - Color matched caps

CODES/STANDARDS

- Meets and exceeds ASME A112.19.7M, CSA B45.10, UL 1795, CSA C22.2 #218.2
- Certifications: IAPMO(cUSPC), Intertek/ETL, State of Massachusetts, City of Los Angeles and others
- Code Compliance: USPC, IPC, NSPC, NPC Canada, and others



PRODUCT SPECIFICATION

The TOTO® Clayton® Air Bath™ Tile-in shall have a 3-sided molded integral flange tub standard and a luxuriously deep bathing well. The Air Bath Tile-in shall have a cast-acrylic construction that provides high durability with a slip-resistant surface. The Air Bath Tile-in shall have a 1hp ultra-quiet blower, a 300 watt heated air injection system and a final purge/drying cycle to clean each air jet. The Air Bath Tile-in shall have an optional solid brass grab bar with various finishes, LED lighting and a multi-functional remote. Air Bath Tile-in shall be **TOTO Model ABR782**__ __.

ABR782

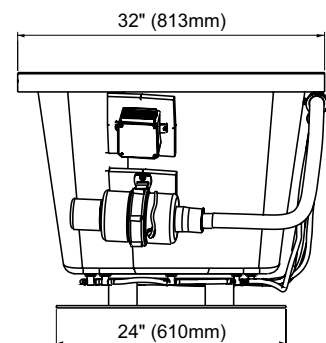
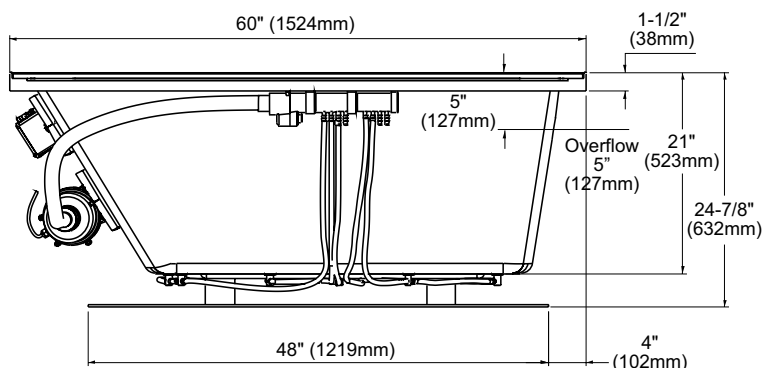
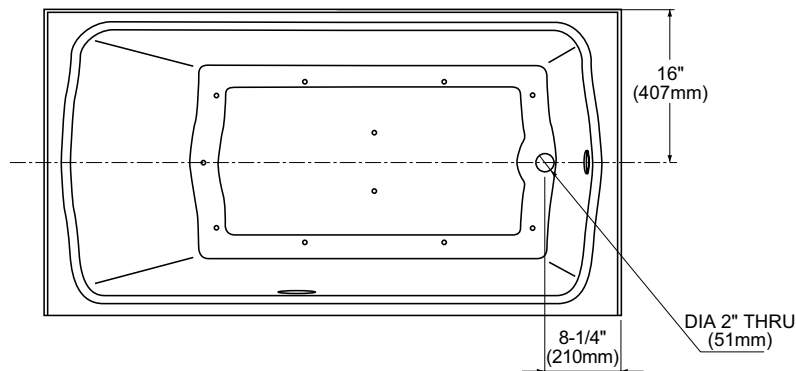
Clayton® 60" x 32" Air Bath™ Tile-in

SPECIFICATIONS

- Size 60" L x 32" W
- Depth 20-1/4"
- Water Depth 14.1"
- Warranty 1 Year Limited Warranty on acrylic tub
1 Year Limited Warranty on components and parts
- Material Lucite Cast Acrylic
- Electrical Requirements 10 AMP; 120V w/ GFCI
- Shipping Weight 116 lbs.
- Shipping Dimensions 68" L x 39" W x 27" H
- Gallons 74 to overflow

INSTALLATION NOTES

Floor support under bath must provide a minimum of 75 lbs/square foot (366 kg/square meter) loading.



TOTO®

These dimensions and specifications are subject to change without notice